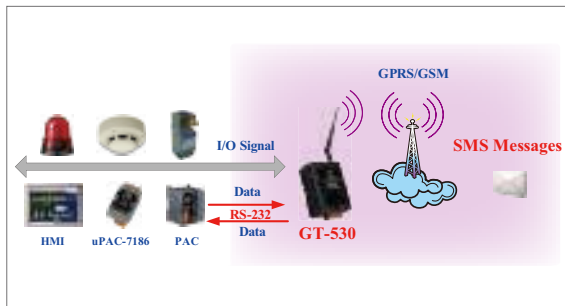
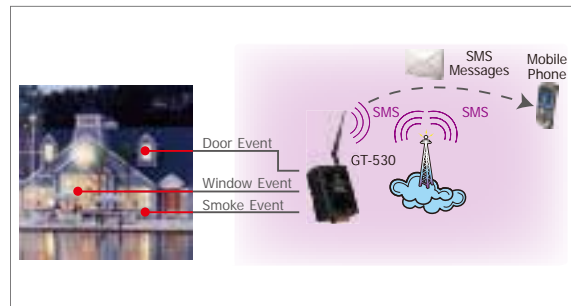


Applications

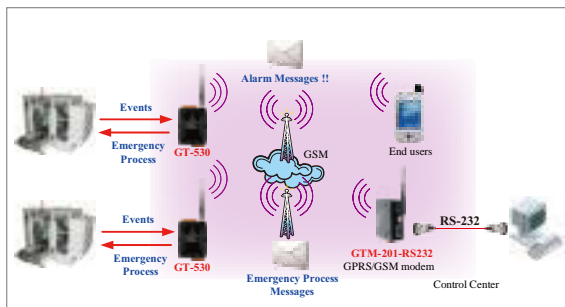
Signal Alarm and SMS communication



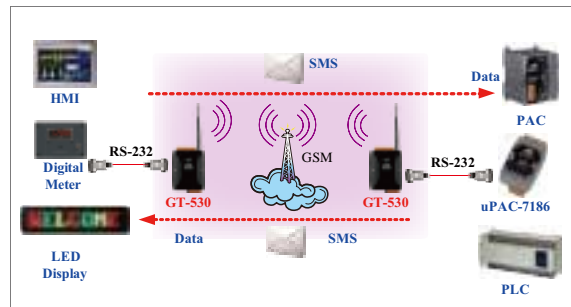
Home security



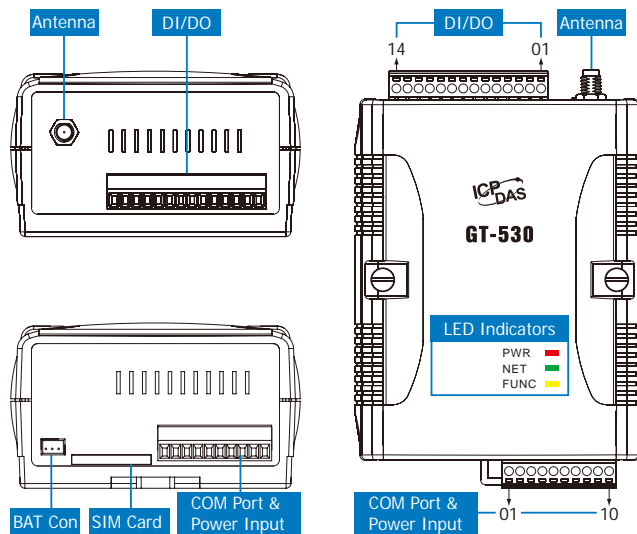
Remote maintenance



SMS Tunnel Communication

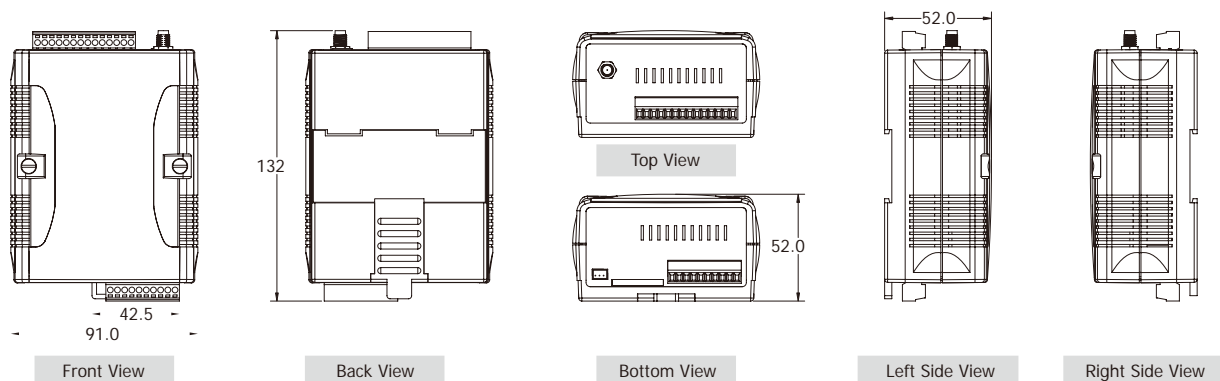


Appearance



DI/DO		COM Port & Power Input	
Terminal No.	Pin Assignment	Terminal No.	Pin Assignment
DI	01 DI0	COM3 RS-232	01 GND
	02 DI1		02 RxD1
	03 DI2		03 TxD1
	04 DI3	COM2 RS-232	04 GND
	05 DI4		05 RxD2
	06 DI5		06 TxD2
	07 DI6	N/A	07 N/A
	08 DI7	Power Input: +10 V _{DC} ~ +30 V _{DC}	08 DC.+Vs
	09 DI8		09 DC.GND
	DO	10 DI9	Frame Ground
11 DO0			
DI/DO	12 DO1		
	13 DO.PWR		
	14 Ext.GND		

Dimensions (Unit: mm)



GT-530